

2004 5

(5/24 ~ 5/29)

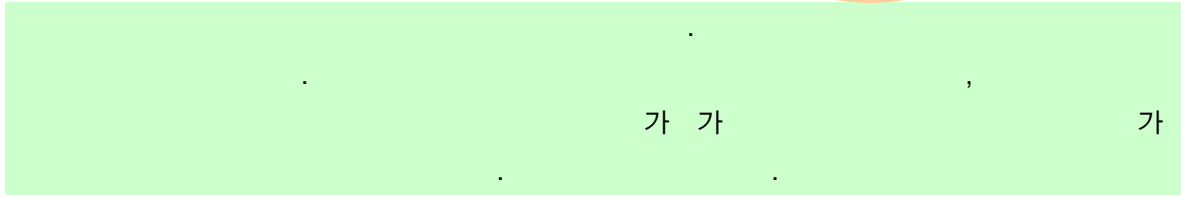
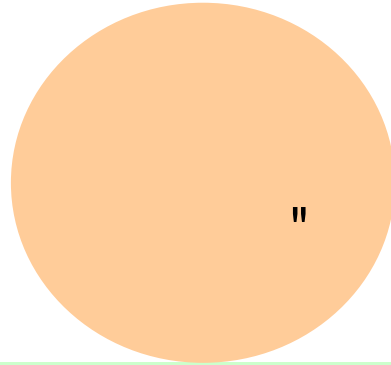
-	:	
-	:	
-	:	
-	6	
-		



KT



" 91.6% "



가 가 가

91.6%가

가 IMF ' 2

IMF

" "

KBS 1 가 20

20

1

54.7%

" " , 36.9% "

91.6%가

가 ' 8.0%(7.5%, 0.5%) .

"IMF "

52.6% IMF

' (: 1.0% + : 8.9%) 9.9% , 37.3% '

가 ' ' ' ' 가

가 1 72.6%, 1 2

38.2%가 가 56.6%, 2 3 48.6%, 3

, " "

가 (7.3%) 가 (11.2%) 가 (35.5%) 가 (24.3%) 가 (10.9%) 가 (8.9%)

'(19.9%), '5 '2~3 '(12.9%) '(42.6%) 가 가 '4~5 3.4%

' 가 ' 16.7%

" " **64.6%**

48.2%) " " 64.6%가 " "(16.4%, 29.6%(1.4%, 28.2%)

가 가 ' 가

'(52.8%) ' '(50.5%) , ' '(10.9%), ' '(10.9%)

'(21.2%), ' '(17.9%), ' '(8.8%), ' '(6.8%),

'(4.8%), ' '(9.1%), ' '(4.7%) 10%

'(56.6%) '(40.7%)

15.7% 55.0% , ' '(39.3%)

69.1%(21.6%, 47.5%)가
28.2%(21.3%, 6.9%)

'10 ' 42.1% 가
, '20 '(17.0%), '15 '(14.4%)

" 가 " **86.9%**

' (: 15.8%, : 53.5%)
69.3% , ' '(: 21.0%, : 3.5%) (24.5%) 2
. ' / ' 6.2%.

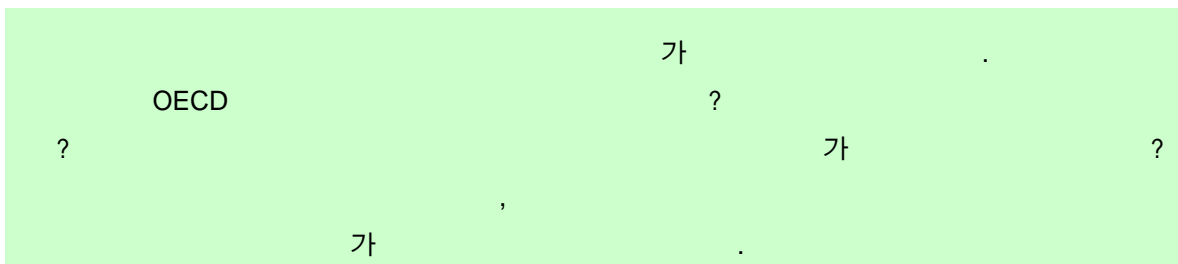
' (: 9.6%, : 45.1%) 54.7%,
' (: 31.1%, : 8.2%) 39.3% , ' ' ' '
15.4%

가 가 86.9%(
44.3%, 42.6%)가 . ' '(: 8.7%, :
2.1%) 10.8%

가
“ ‘ ’ ”
가
5% 가
가
가



OECD



OECD() 30

21 OECD가

2001 48.6%

OECD

52.6%

5%

OECD 30

18

49.8%

, 48.5%

47.2%

가 77.6%

가

73.9%,

72.0%,

71.9%,

71.8%

KT

3

가

2 280

2001 2

200

가 .

2001 190.32 OECD 30

100 5.8 OECD

13.7 42.2%

100 3.13 OECD 7.1 44.4%

LM() 100 9.4 OECD 20.9 44.7%

" OECD "

2001 62% OECD

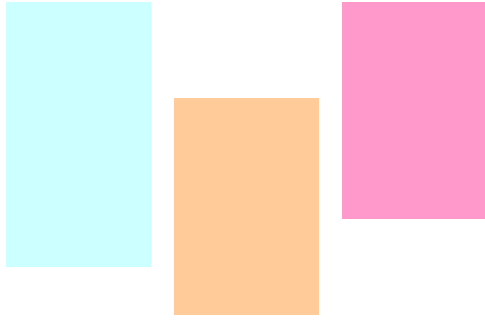
64.4% 30 18

가 가 96.7%

가 82.5% , 82.0% ,

80.7%

, 가 . KT 가 19
가
KT
가
가 KT
가 가
가



www.bluebird.com